



## A Comparative Analysis of Advanced Digital Modulation Techniques in WiMAX

Ms. Sheeba Khalid, M. Tech (Electronics and Communication), Mewar Group of Institutions, Ghaziabad

### Abstract:

The transition to 4G networks marks a significant milestone in the evolution of wireless communications, introducing heightened expectations for mobile connectivity. Building on the digital wireless revolution that made mobile phones ubiquitous, 4G networks promise to deliver higher speeds and improved packet delivery, paving the way for seamless access to high-quality multimedia content. The linchpin of this enhanced service delivery lies in the development of a novel air interface. In this context, Orthogonal Frequency Division Multiplexing (OFDM) emerges as a compelling alternative to traditional Code Division Multiple Access (CDMA). OFDM is a digital modulation and multiplexing technique that exhibits immense potential for transforming the wireless landscape.

### Introduction:

The advent of 4G networks promises to revolutionize the world of wireless communication by providing faster data speeds and improved packet delivery, thus enabling ubiquitous access to high-quality multimedia content. Achieving these lofty goals hinges on the development of a new air interface, and Orthogonal Frequency Division Multiplexing (OFDM) stands out as a digital modulation technology capable of meeting these demands.

### OFDM: A Digital Modulation and Multiplexing Technique:

OFDM is at the forefront of digital modulation techniques and is poised to drive the evolution of wireless networks. It is renowned for its ability to efficiently transmit data over wireless channels by dividing the signal into multiple orthogonal subcarriers. These subcarriers can be individually modulated, enabling the simultaneous transmission of multiple data streams with minimal interference.

### Exploring Digital Modulation Techniques:

In this paper, we delve into various digital modulation techniques, including Binary Phase Shift Keying (BPSK), Quadrature Phase Shift Keying (QPSK), Quadrature Amplitude Modulation (QAM), 16-QAM, and 64-QAM. We establish a simulation environment using MATLAB to experiment with different OFDM configurations, each utilizing these modulation schemes. Our primary objective is to measure the Bit Error Rate (BER) associated with each modulation scheme to determine the optimal configuration for maximizing bandwidth utilization.

### Comparing Analog and Digital Modulation Techniques:

We also conduct a comprehensive comparative analysis by contrasting the performance of existing configurations employing both analog and digital modulation techniques. This analysis helps us understand the advantages and disadvantages of each approach and provides valuable insights into the evolution of wireless communication technologies.

### The Imperative for Change:

The driving force behind the pressing need for these advancements lies in the explosive growth of mobile telephony, internet usage, and multimedia services. These burgeoning demands are further exacerbated by the constraints of a finite radio spectrum. Thus, the development of new modulation techniques and the optimization of existing ones are essential to meet the ever-increasing expectations of wireless communication consumers.

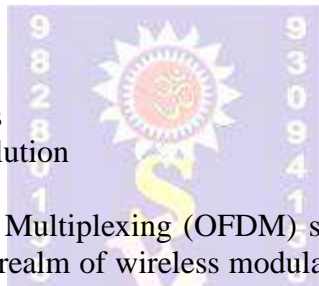
### Conclusion:

As we venture into the era of 4G networks, the importance of digital modulation techniques, particularly OFDM, cannot be overstated. These techniques hold the key to fulfilling the growing demands for high-speed, reliable, and ubiquitous wireless communication. Through our comprehensive analysis and simulations, we aim to contribute to the ongoing evolution of wireless communication technologies, paving the way for a more connected and multimedia-rich future.



### Key Words

1. OFDM (Orthogonal Frequency Division Multiplexing)
2. 3G (Third Generation)
3. 4G (Fourth Generation)
4. BPSK (Binary Phase Shift Keying)
5. QPSK (Quadrature Phase Shift Keying)
6. Bit Error Rate (BER)
7. WiMAX (Worldwide Interoperability for Microwave Access)
8. QAM (Quadrature Amplitude Modulation)
9. Modulation Techniques
10. Wireless Communication
11. Multimedia Services
12. Digital Modulation
13. CDMA (Code Division Multiple Access)
14. Air Interface
15. Wireless Networks
16. Mobile Telephony
17. Internet Connectivity
18. Spectral Efficiency
19. Bandwidth Utilization
20. Data Transmission
21. Signal Quality
22. RF Spectrum
23. Communication Standards
24. Wireless Technology Evolution
25. Mobile Broadband



"Orthogonal Frequency Division Multiplexing (OFDM) stands as a revolutionary departure from conventional CDMA in the realm of wireless modulation technology. Its transformative potential is poised to catapult it to the forefront of 4G systems, offering a unique wireless access paradigm. At its core, OFDM is not just a modulation scheme; it's a digital marvel that masterfully orchestrates the efficient and robust transmission of digital data across radio channels, even when these channels are divided into closely packed carriers.

In the world of OFDM, these carriers are meticulously spaced at uniform intervals along the frequency spectrum, forming a coherent block of bandwidth. What sets OFDM apart is its meticulous design—each carrier is ingeniously synchronized in time and spaced with surgical precision, ensuring they remain completely orthogonal to one another. This elegant dance of non-interference, akin to a symphony of frequencies, births the name 'Orthogonal Frequency Division Multiplexing' (OFDM).

In practical terms, OFDM takes the available bandwidth and slices it into a multitude of smaller, mathematically orthogonal bandwidths, employing the magic of fast Fourier transforms (FFTs). When the time comes to piece it all back together, the inverse fast Fourier transform (IFFT) seamlessly reconstructs the original spectrum. This fascinating orchestration allows carriers to harmoniously overlap in the frequency domain, ensuring efficient use of precious spectrum resources.

One of the standout advantages of OFDM is its ability to mitigate the attenuation effect—a drop in signal power during transmission, often caused by shadowing or slow fading. By breaking the signal into numerous small bandwidth carriers, as OFDM ingeniously does, losses become localized rather than debilitating.

Another challenge in wireless communication is delay spread, the temporal difference between the arrival of the first and last multipath signals received by a receiver. In digital systems, this can result in vexing inter-symbol interference. However, OFDM offers a remedy; it reduces

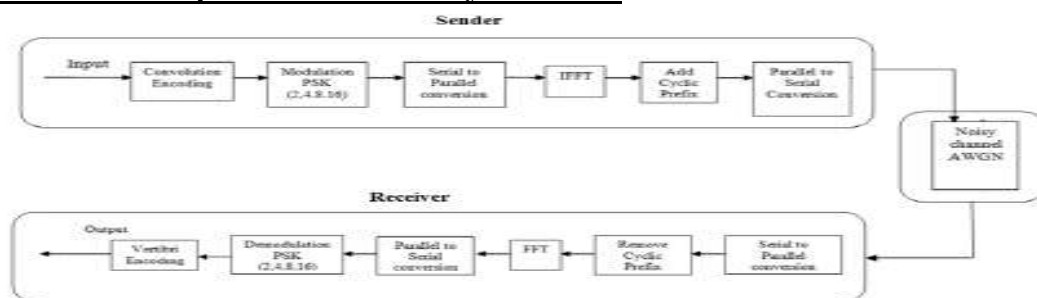


symbol rates by decreasing the data rate per channel. Alternatively, it divides the bandwidth into more channels through frequency division multiplexing, or employs coding schemes, such as CDMA, adept at handling inter-symbol interference.

In the context of our research, we have focused primarily on the dynamic world of WiMAX technology, implementing simulations using the powerful toolset of Matlab (Simulink). In an era where users crave lightning-fast wireless connectivity, we recognize that harnessing existing infrastructure is paramount. Extensive studies have illuminated WiMAX as a frontrunner in meeting user expectations. This paper endeavors to shed light on the often-murky waters of choosing the optimal modulation technique. Our goal extends beyond bandwidth optimization; we aim to minimize Bit Error Rate (BER) while navigating the vast ocean of available techniques.

WiMAX, at its core, leans on the bedrock of OFDM technology. Our research embarks with a meticulous OFDM model and seamlessly integrates it into the WiMAX ecosystem. Through rigorous observation and analysis, we seek to unearth insights and conclusions that will illuminate the path forward. This journey promises to unravel the intricacies of wireless communication in the age of 4G networks, where OFDM is poised to shine as a beacon of innovation and efficiency."

### Evaluation of the Operational Efficiency of OFDM



**Fig-1**

"OFDM represents a multifaceted digital modulation and multiplexing technique, and in our study, we opted for PSK (Phase Shift Keying) as the digital modulation approach. Within the realm of PSK, various forms were explored, including BPSK (2-PSK), QPSK (4-PSK), 8-PSK, and 16-PSK, in order to discern which modulation technique would yield optimal advantages within the given network context. To facilitate our simulations, we adjusted the total number of transmitted bits in accordance with the chosen modulation technique. Specifically, for BPSK, we employed 12,000 bits of data, incrementing this value to 24,000, 36,000, and 48,000 for QPSK, 8-PSK, and 16-PSK, respectively.

**The simulation process involves several key steps:**

#### **1. Input Acquisition:**

This step involves obtaining input data, which can take the form of random data, sine waves, cosine waves, or even sound input.

#### **2. Data Encoding:**

The data is encoded using Convolution Encoding, a specific encoding technique.

#### **3. Modulation:**

The modulation techniques employed in this project encompass 2-PSK, 4-PSK (QPSK), 8-PSK, and 16-PSK. The output of these modulation techniques comprises real and imaginary values. For further processing, only the real component is considered.

#### **4. OFDM Modulation:**

Serial data is converted into parallel form, and an Inverse Fast Fourier Transform (IFFT) is applied to this parallel data. Additionally, a cyclic prefix is added to the processed data, and then it is converted back into serial form.

#### **5. Signal Transmission:**

Noise is introduced to the carrier signal, and the carriers pass through an Additive White





Gaussian Noise (AWGN) channel with a Signal-to-Noise Ratio (SNR) set at 11dB.

#### 6. OFDM Demodulation:

The received signal is converted from serial to parallel form, and the cyclic prefix is removed. Subsequently, a Fast Fourier Transform (FFT) is applied.

#### 7. Demodulation:

The appropriate demodulation technique corresponding to the chosen PSK modulation is applied.

#### 8. Data Decoding:

For the Convolution Encoding technique, a Viterbi Decoder is employed to decode the data.

#### 9. Bit Error Rate (BER) Calculation:

The received data is then compared with the original input data, and both the BER and the loss of bits are computed."

This revised description provides a comprehensive overview of the performance evaluation process for OFDM with PSK modulation techniques.

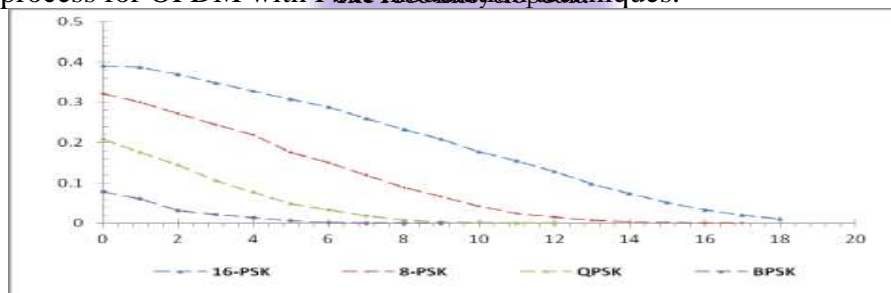


Fig 2: Plot of SNR value in dB to BER(X axis SNR & Y axis BER).

#### Key Findings:

1. As we elevate the modulation order, the throughput experiences an increase, but concurrently, the Bit Error Rate (BER) exhibits a corresponding rise.
2. When prioritizing BER as the primary criterion and not accounting for throughput, BPSK emerges as the optimal modulation technique. It demonstrates minimal errors even at low Signal-to-Noise Ratio (SNR) levels when compared to other modulation techniques.
3. Figure 2 provides a lucid representation of the comparative analysis of simulated modulation techniques. From this visualization, we can deduce that, in terms of BER, BPSK excels. However, when factoring in throughput, 16-PSK surpasses other modulation techniques.
4. A mathematical analysis underscores the relationship between modulation order and throughput, demonstrating nearly a doubling of throughput as the modulation order increases."

This revised version conveys the outcomes in a clear and concise manner.

#### II. WIMAX Performance Assessment: Simulation Procedure

The simulation encompasses the following sequential steps:

1. Generation of Random Binary Data
2. Generation and Randomization of Corresponding Pulses
3. Conversion of Bits into Integers
4. Coding Techniques: i. Reed-Solomon (R S) Encoder ii. Convolutional Encoder
5. Interleaving
6. Modulation Technique Selection (Dependent on Signal-to-Noise Ratio (SNR) Values):  
i. Binary Phase Shift Keying (BPSK) ii. Quadrature Phase Shift Keying (QPSK) iii. General Quadrature Amplitude Modulation (QAM) iv. 16-QAM v. 64-QAM
7. Multiplexing of Data (Assembler)
8. Application of Inverse Fast Fourier Transform (IFFT)



9. Addition of Cyclic Prefix
10. Transmission of Data via Rayleigh Fading and Additive White Gaussian Noise (AWGN) Channels
11. Reception Phase, Involving the Reverse of Previous Steps
12. Decoding Techniques for Encoders: i. Reed-Solomon (R S) Decoder for R S Encoder ii. Viterbi Decoder for Convolutional Encoder
13. Comparison of Received Data with Original Data to Calculate the Bit Error Rate (BER).

#### A. WiMAX Simulation Environment

WiMAX typically operates within a bandwidth range of 1.25 to 20 MHz. This simulation is adaptable to bandwidths within this spectrum. Users retain the flexibility to select their desired bandwidth, delay spread, and SNR values. Based on these parameters, the appropriate modulation technique is automatically selected during simulation runtime, though users have the option to modify MEit if desired. The simulation runs for a duration of 2 minutes, with results such as the number of bits sent, total bit errors, and BER displayed in the System Performance Test block.

**Observation 1: Channel Bandwidth = 1.25 MHz, Delay = 1/4**

1. Selected Modulation Technique: BPSK
2. Coding Rate: 1/2

This refined version maintains clarity and coherence while describing the steps involved in the WiMAX simulation and the simulation environment details.

#### OUTCOME:

In the WiMAX model, we conducted an extensive examination of the Bit Error Rate (BER) values for various modulation techniques across different channel bandwidths and varying Signal-to-Noise Ratio (SNR) values. Our analysis revealed a consistent trend: increasing the channel bandwidth led to improved throughput; however, this was accompanied by an increase in BER. Furthermore, elevating the modulation order resulted in higher BER values at a given SNR value. Conversely, as we incrementally raised the SNR value for a specific modulation technique, the BER demonstrated a steady decline. Consequently, by the conclusion of our analysis, we identified a configuration where the Bit Error Rate was minimal, while the throughput was maximized."

#### CONCLUSION:

In the WiMAX model, we conducted an extensive examination of the Bit Error Rate (BER) values for various modulation techniques across different channel bandwidths and varying Signal-to-Noise Ratio (SNR) values. Our analysis revealed a consistent trend: increasing the channel bandwidth led to improved throughput; however, this was accompanied by an increase in BER. Furthermore, elevating the modulation order resulted in higher BER values at a given SNR value. Conversely, as we incrementally raised the SNR value for a specific modulation technique, the BER demonstrated a steady decline. Consequently, by the conclusion of our analysis, we identified a configuration where the Bit Error Rate was minimal, while the throughput was maximized."

#### Acknowledgements:

I acknowledge my sincere thanks to Respected Mr. Brahmpal Sir.

#### REFERENCES:

- [1] WiMAX: The Next Generation of Broadband Wireless Access by Ilen Henely. 2004.
- [2] Rajanna. K. M, Mahesan. K. V and Sunanda. C. "Simulation Study and Analysis of OFDM" International Symposium on Devices MEMS, Intelligent Systems & Communication (ISDMISC) 2011.
- [3] BIT ERROR ANALYSIS AND BEYOND in Communication Design Engineering Conference.
- [4] I.Korn, "Performance of Digital Communications Schemes with Multidimensional Signals in Gaussian Noise," IEEE Trans. Commun., vol. 44, no. 9, September 1996.
- [5] Md. Ashraful Islam; Riaz Uddin Mondal ; "Performance Evaluation of WiMAX physical layer under adaptive Modulation Techniques and Communication Channels". (IJCSIS) International Journal of Computer Science and Information Security, 2009
- [6] Kyung Chang Lee and Hong-Hee Lee, "Network-based fire-Detection System via Controller Area Network for Smart Home Automation", IEEE Trans. Consum. Electron, 1094 vol. 50, no. 4, pp. 1093 1100, July 2004.