

Simulation of Energetically Bilayer Organic Solar Cells

Dr. Preeti, Assistant Professor, Department of Physics, Maharani Kishori Jat Kanya Mahavidyalaya, Rohtak, Haryana (124001)

Dr. Indu Vashistha, Assistant Professor, Department of Physics, Adarsh Mahila Mahavidyalaya, Bhiwani, Haryana (127021)

Abstract

Organic solar cells (OSCs) have emerged as a promising alternative to traditional inorganic solar cells due to their lightweight, flexibility, and potential for lower-cost manufacturing. However, their performance lags behind their inorganic counterparts. To bridge this gap, researchers are employing computational simulations to understand and optimize the behavior of OSCs, particularly those with energetic disorder. Energetic disorder arises from the inherent variations in the energy levels of organic materials. Unlike the well-defined electronic structures of inorganic semiconductors, organic materials exhibit a distribution of energy states for both electrons (highest occupied molecular orbital, HOMO) and holes (lowest unoccupied molecular orbital, LUMO). This energetic landscape can significantly impact the efficiency of OSCs by hindering charge transport and exciton dissociation. Energetically bilayer organic solar cells (OSCs) are a promising technology for next-generation photovoltaics. Their unique structure, with two organic materials carefully chosen to optimize energy transfer, offers the potential for efficient and low-cost solar energy conversion. However, designing and optimizing these devices requires sophisticated computational tools. This paper explores the simulation tools and software packages that play a crucial role in understanding and developing these innovative solar cells.

Keywords: Simulation, Energetically, Bilayer, Organic, Solar, Cells

INTRODUCTION

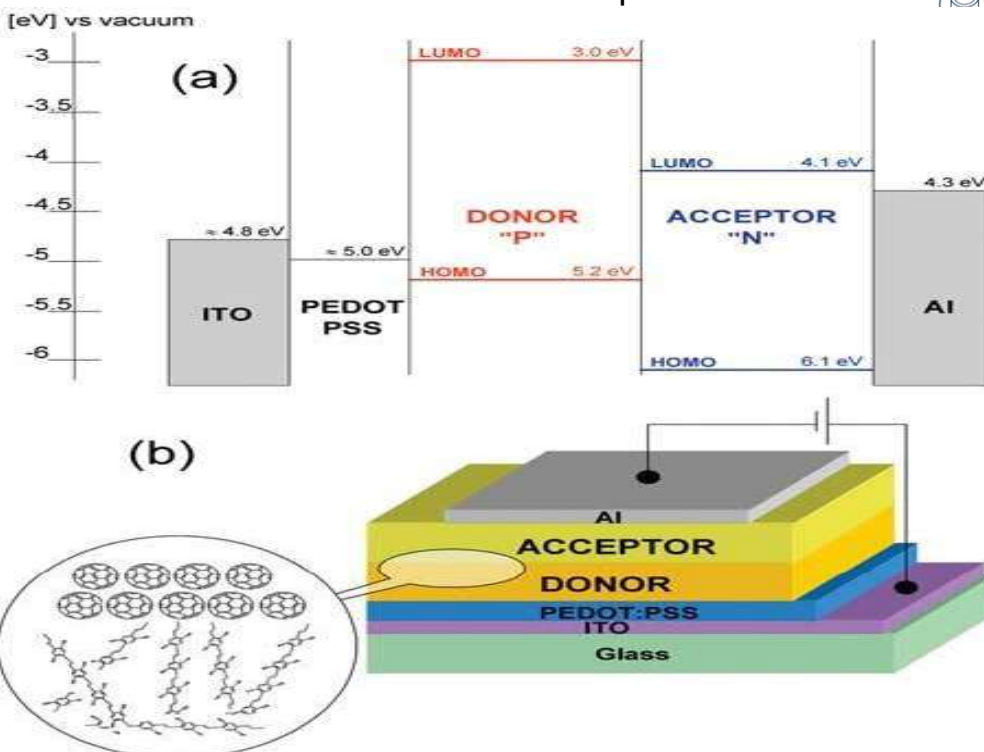
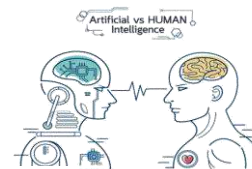
One category of simulation tools focuses on electrical characteristics. Software like SCAPS and AFORS-HET (Analysis of FORTRAN Simulations of Hetero structure Solar Cells) are popular choices. These tools allow researchers to model the electronic behavior of the OSC, including charge generation, transport, and recombination. By simulating current-voltage (J-V) curves and external quantum efficiency (EQE) spectra, researchers can predict the power conversion efficiency (PCE) of the device under various conditions.

Another set of tools delves deeper into the material properties. Lumerical and Silvaco are powerful software packages that employ finite-difference time-domain (FDTD) methods to simulate light interaction with the organic materials. These simulations provide insights into light absorption, exciton generation, and energy transfer processes within the bilayer structure. Additionally, software like Gaussian can be used to calculate the electronic band structures and energy levels of the materials, aiding in the selection of optimal donor and acceptor combinations.

MATLAB is a versatile tool that can be used for various aspects of OSC simulation. It allows researchers to write custom scripts to model complex device physics, analyze simulation data, and visualize results. By integrating different simulation tools with MATLAB, researchers can create comprehensive workflows for designing and optimizing bilayer OSCs.

The choice of simulation tool depends on the specific research goals. Open-source software like SCAPS and AFORS-HET offer a good starting point for understanding basic device behavior. For more in-depth analysis and material-specific simulations, commercial software like Lumerical and Silvaco are often preferred.

However, it's important to remember that simulations are only as good as the data they are based on. Accurate material properties and device parameters are crucial for obtaining reliable results. Additionally, experimental validation is essential to confirm the predictions made by simulations.



Simulation tools and software packages are invaluable assets in the development of energetically bilayer organic solar cells. By providing insights into the electrical characteristics and material properties of these devices, these tools enable researchers to optimize their design and performance, paving the way for a future powered by efficient and sustainable organic photovoltaics. For researchers delving into the world of bilayer OSCs, several open-source software packages offer a powerful and accessible starting point. SCAPS (Software for Carrier Analysis of Photovoltaic and electronic Structures) is a popular choice, known for its user-friendly interface and ability to simulate various types of solar cells, including OSCs. Another option is AFORS-HET (Analysis of Forward and Reverse Swept characteristics in Heterojunction with Excitonic effects), which specializes in simulating heterojunction devices, a category that includes many bilayer OSCs.

For researchers seeking more advanced capabilities, commercial software packages offer a wider range of features and higher fidelity simulations. Silvaco and Sentaurus, developed by Synopsys, are industry leaders known for their comprehensive device simulation tools. These programs allow for in-depth analysis of material properties, charge transport mechanisms, and device performance under various conditions.


REVIEW OF RELATED LITERATURE

Lumerical is another major player, offering a suite of tools specifically geared towards photonic devices, including OSCs. While these software packages provide a strong foundation, additional tools can be valuable for specific aspects of bilayer OSC research. [1]

MATLAB, a powerful programming language and environment, can be used for post-processing simulation data, creating custom models, and visualizing results. Engineering Equation Solver (EES) software can be helpful for modeling system-level aspects, such as integrating OSCs into larger solar energy systems. [2]

The choice of simulation tool depends on several factors, including research goals, budget, and user expertise. Open-source software offers a cost-effective entry point, while commercial packages provide more advanced capabilities. Ultimately, the most effective approach often involves combining different tools and leveraging their unique strengths. [3]

As bilayer OSC research continues to evolve, simulation tools will play a critical role in accelerating progress. New developments in software, such as incorporating machine learning



algorithms for material property prediction and device optimization, hold immense promise for further enhancing the efficiency and performance of these exciting solar cell technologies. [4]

SIMULATION OF ENERGETICALLY BILAYER ORGANIC SOLAR CELLS

Simulating bilayer OSCs, the simplest architecture with a donor and acceptor material stacked on top of each other, allows researchers to isolate the key factors influencing device performance. These simulations typically involve two main components:

1. **Optical Model:** This component calculates how light interacts with the OSC, predicting the generation of excitons (bound electron-hole pairs) within the device.
2. **Electrical Model:** This component describes the transport of charges (electrons and holes) generated by excitons. It considers factors like energetic disorder, charge carrier mobility, and recombination losses.

Several approaches exist for simulating energetic disorder in OSCs. One common method employs a statistical distribution of HOMO and LUMO levels within the simulation domain. This allows researchers to investigate how the degree of energetic disorder affects charge generation, transport, and overall device efficiency.

Simulations can be used to optimize various aspects of OSC design. For instance, researchers can virtually test different donor-acceptor material combinations to identify those with the most favorable energy level alignment for efficient exciton dissociation. Additionally, simulations can help optimize the thickness of each layer within the bilayer structure to balance light absorption with efficient charge collection.

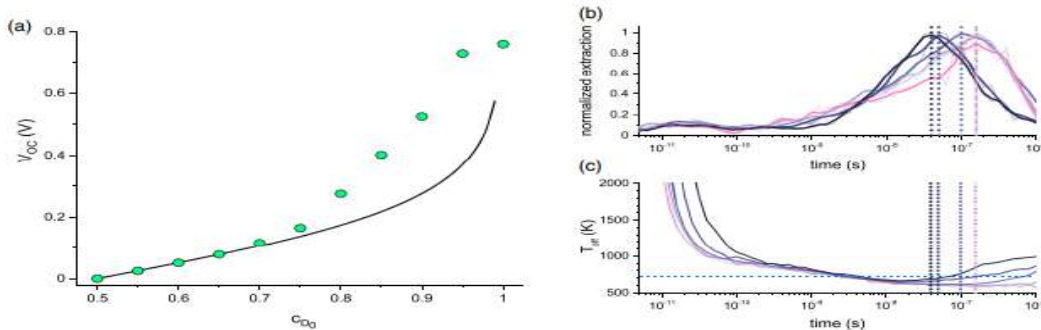



Table 1: Applied Parameters

| Parameter | Symbol | Value |
|---|-----------------------|----------------------------------|
| Effective band gap | E_{gap}^{eff} | 1.05 eV |
| Electron field activation parameter | γ_e | $1.1 \times 10^{-4} (m/V)^{0.5}$ |
| Hole field activation parameter | γ_h | $2.4 \times 10^{-4} (m/V)^{0.5}$ |
| Zero field electron mobility | $\mu_e(0)$ | $3 \times 10^{-7} m^2/Vs$ |
| Zero field hole mobility | $\mu_h(0)$ | $3 \times 10^{-8} m^2/Vs$ |
| Effective density of states | N_{cv} | $1 \times 10^{25} m^{-3}$ |
| e/h pair distance | a | $1.8 \times 10^{-9} m$ |
| Decay rate | k_f | $2 \times 10^4 s^{-1}$ |
| Electron mass ratio (active layer to monolayer) | $\frac{m_{eff}}{m_b}$ | 1.6 |
| Barrier width | t_b | $1 \times 10^{-9} m$ |
| LUMO of active layer | - | 4.3 eV |
| LUMO of dipole monolayer | - | 7.5 eV |
| Dielectric constant (relative) | ϵ_s | 4 |
| Dipole monolayer electric field | E_b | $1 \times 10^6 V/m$ |

Furthermore, simulations can explore the impact of processing conditions such as temperature and solvent choice on the morphology (arrangement) of the donor and acceptor materials within



the blend. Morphology plays a crucial role in charge transport, and simulations can help identify morphologies that minimize energetic barriers and enhance device performance. Advanced simulation techniques address this challenge. One approach utilizes the **drift-diffusion model** coupled with a description of the energetic disorder. This method solves the equations governing charge transport while incorporating the distribution of energy levels. Another approach employs **kinetic Monte Carlo simulations**, which track the movement of individual charges through the disordered material, accounting for the energetic landscape they encounter.

These simulations offer valuable insights into the behavior of OSCs. They can predict:

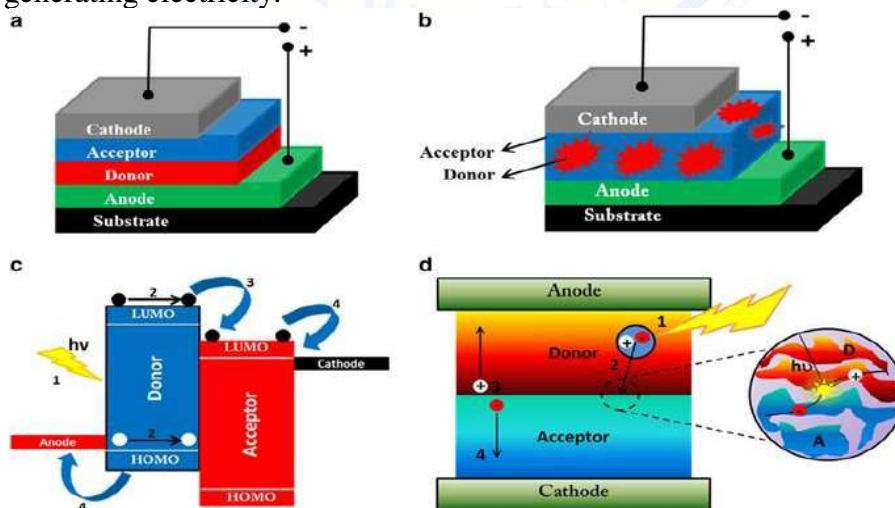
- **Exciton dissociation:** How efficiently excitons split into free electrons and holes, a crucial step in solar cell operation.
- **Charge transport:** How effectively electrons and holes move through the device towards their respective electrodes.
- **Recombination:** The rate at which free charges recombine before reaching the electrodes, leading to energy loss.

By simulating these processes under various conditions, researchers can optimize the design of OSCs. For instance, simulations can help identify:

- **Ideal material combinations:** Donor and acceptor materials with appropriate energy level alignment to maximize exciton dissociation and efficient charge transfer.
- **Optimal device architecture:** The influence of layer thicknesses and interfaces on charge transport and recombination.
- **Strategies to mitigate energetic disorder:** Methods like chemical doping or morphological control to reduce the energy level variations within the active layer.


Simulating energetically disordered OSCs is an active area of research with significant potential for improving their performance. By providing a deeper understanding of the complex processes at play within these devices, simulations can pave the way for the development of next-generation organic solar cells with higher efficiencies and a brighter future for renewable energy.

A bilayer OSC consists of two organic layers: a donor (electron donor) and an acceptor (electron acceptor). Light absorption occurs within these layers, creating excitons (bound electron-hole pairs). The donor and acceptor materials are chosen such that their energy levels facilitate efficient exciton dissociation. The dissociated electrons are then transported to the electrodes, generating electricity.



The key to high-performing bilayer OSCs lies in optimizing the energy level alignment between the donor and acceptor materials. The ideal scenario involves:

- **HOMO-LUMO Offset:** The highest occupied molecular orbital (HOMO) of the donor should be positioned higher than the HOMO level of the electrode, and the lowest unoccupied molecular orbital (LUMO) of the acceptor should be lower than the LUMO



level of the other electrode. This creates an energy gradient that drives the separated charges towards the electrodes.

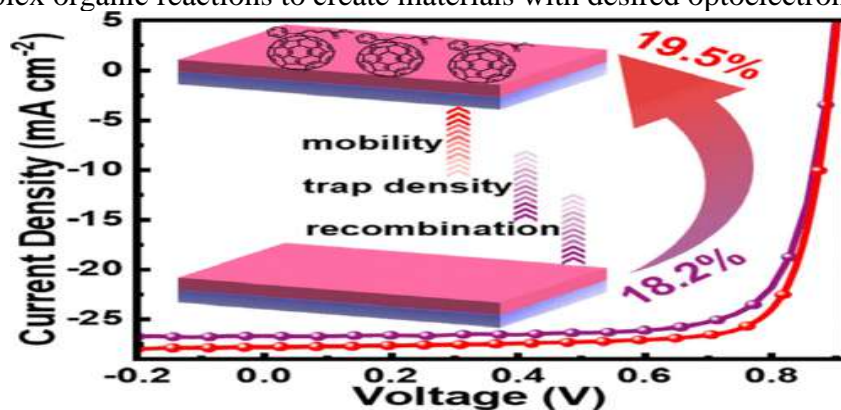
- **Minimal Energy Losses:** The energy difference between the donor's HOMO and acceptor's LUMO (HOMO-LUMO offset) should be sufficient to overcome voltage losses within the device but not excessively large, as this reduces the cell's voltage output.

Synthesizing effective donor and acceptor materials for energetically bilayer OSCs involves various approaches:

Small Molecule Organic Materials: Tailoring the molecular structure of small organic molecules allows for precise control of their energy levels. This can be achieved through chemical modifications like introducing electron-withdrawing or donating groups.

Polymers: Conjugated polymers offer advantages like better film-forming properties and tunable bandgaps. Synthetic strategies involve controlling the polymer backbone structure and incorporating different functional groups.

Non-fullerene Acceptors: Recently, non-fullerene acceptors have gained significant interest due to their diverse energy level tunability and potential for higher PCEs. Their synthesis can involve complex organic reactions to create materials with desired optoelectronic properties.



Despite the promising potential, synthesizing efficient energetically bilayer OSCs faces challenges. Precise control over material properties, achieving optimal morphology in the device, and ensuring long-term stability are crucial aspects that require further research.


OSCs function by utilizing organic molecules, known as donor (D) and acceptor (A) materials, to harvest light and convert it into electricity. Upon light absorption, an exciton (bound electron-hole pair) is generated in the donor material. This exciton needs to diffuse to the donor-acceptor interface and dissociate into free charges for efficient current generation.

A critical factor influencing PCE is the energetic alignment between the donor and acceptor materials. The energy level difference between the donor's highest occupied molecular orbital (HOMO) and the acceptor's lowest unoccupied molecular orbital (LUMO) dictates the driving force for exciton dissociation and charge transfer.

A large HOMO-LUMO offset ensures efficient exciton dissociation but can lead to increased voltage losses. Conversely, a small offset reduces voltage loss but hinders exciton dissociation. Energetically bilayer OSCs address this challenge by introducing a thin interlayer material between the donor and acceptor layers. This interlayer, with tailored energy levels, bridges the HOMO-LUMO gap between the donor and acceptor, promoting efficient exciton dissociation while minimizing voltage loss.

There are two main approaches for synthesizing energetically bilayer OSCs:

1. **Small Molecule Interlayers:** Organic molecules with appropriate HOMO and LUMO levels can be deposited between the donor and acceptor layers using techniques like thermal evaporation or solution processing.
2. **Polymeric Interlayers:** Conjugated polymers with tunable energy levels offer greater flexibility in design. By adjusting the polymer structure, the HOMO-LUMO levels can be precisely controlled to achieve optimal energetic alignment.



- **Enhanced PCEs:** By optimizing exciton dissociation and charge transfer, bilayer OSCs can achieve higher PCEs compared to conventional OSCs.
- **Improved Open-Circuit Voltage (Voc):** The tailored energy level alignment in bilayer OSCs can minimize voltage loss, leading to a higher Voc.
- **Material Design Flexibility:** The ability to engineer the interlayer material allows for fine-tuning the device performance for specific applications.

Energetically bilayer OSCs offer a promising strategy to overcome the limitations of conventional OSCs. By carefully designing the interlayer material, researchers can achieve efficient exciton dissociation, minimize voltage loss, and ultimately enhance the power conversion efficiency of organic solar cells. Continued research in material development and interfacial engineering holds the key to unlocking the full potential of this technology for future photovoltaic applications.

A bilayer OSC comprises two organic materials stacked onto each other. The top layer, typically a donor material, absorbs light and generates excitons (bound electron-hole pairs). The bottom layer, the acceptor material, facilitates exciton dissociation into free charge carriers and their transport to the electrodes.

Energetic alignment between the donor and acceptor is crucial for efficient exciton dissociation. The donor's highest occupied molecular orbital (HOMO) level needs to be higher than the acceptor's HOMO level to create a driving force for exciton separation. Material selection plays a vital role, and researchers are constantly exploring new organic molecules with suitable bandgaps and energy level alignments.

Energetically bilayer organic solar cells hold significant promise for achieving high-efficiency organic photovoltaics. By carefully selecting materials with appropriate energy level alignment and employing suitable synthesis techniques, researchers can create efficient devices. Further advancements in optimizing device architecture and morphology control are essential for realizing the full potential of this technology.

CONCLUSION

Simulating energetically disordered bilayer OSCs provides valuable insights into the factors governing their performance. By virtually testing different device configurations and materials, researchers can accelerate the development of more efficient and cost-effective organic solar cells, paving the way for a more sustainable future. While simulations offer a powerful tool for understanding and optimizing OSCs, they still face limitations. Accurately capturing the complex morphology of real devices remains a challenge. Additionally, the parameters used in the simulations often rely on experimental data, which can be subject to uncertainties.

REFERENCES

1. W. Shockley, H. J. Queisser, *J. Appl. Phys.* 2019, 32, 510.
2. R. T. Ross, A. J. Nozik, *J. Appl. Phys.* 2018, 53, 3813.
3. C. A. Nelson, N. R. Monahan, X.-Y. Zhu, *Energy Environ. Sci.* 2019, 6, 3508.
4. S. Almosni, A. Delamarre, Z. Jehl, D. Suchet, L. Cojocar, M. Giteau, B. Behaghel, A. Julian, C. Ibrahim, L. Tetry, H. Wang, T. Kubo, S. Uchida, H. Segawa, N. Miyashita, R. Tamaki, Y. Shoji, K. Yoshida, N. Ahsan, K. Watanabe, T. Inoue, M. Sugiyama, Y. Nakano, T. Hamamura, T. Toupance, C. Olivier, S. Chambon, L. Vignau, C. Geffroy, E. Cloutet, et al. *Sci. Technol. Adv. Mater.* 2018, 19, 336.
5. V. Abramavicius, V. Pranculis, A. Melianas, O. Inganäs, V. Gulbinas, D. Abramavicius, *Sci. Rep.* 2016, 6, 32914.
6. P. A. Lane, P. D. Cunningham, J. S. Melinger, O. Esenturk, E. J. Heilweil, *Nat. Commun.* 2015, 6.
7. H. Bässler, *Phys. Status. Solidi. B* 2019, 175, 15.
8. A. Melianas, F. Etzold, T. J. Savenije, F. Laquai, O. Inganäs, M. Kemerink, *Nat. Commun.* 2015, 6.